



Version: 5.0
Date: August 01, 2017

Instructions


For use of OILEX

OILEX Application on roads and industrial surfaces



Spread OILEX on the spilled/leaked substance until completely covered.

Remark: Apply OILEX close to the ground.

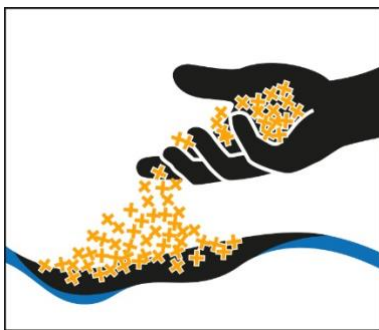


Brush OILEX in with a broom – the spilled/leaked substance will be absorbed immediately.




The contaminated OILEX can be swept up or it can be collected with an industrial vacuum cleaner shortly afterwards – the grip of the surface is restored immediately.

OILEX Application on water

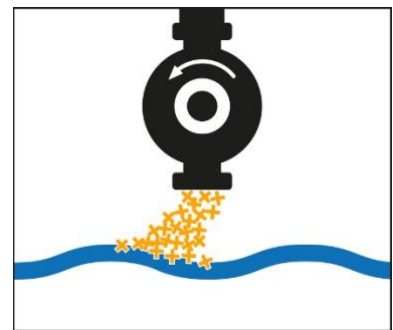


Spread OILEX on the spilled/leaked substance until completely covered.

Remark: Apply OILEX close to the water surface.



OILEX immediately absorbs the spilled/leaked substance, i.e. the amount of time needed is minimal



OILEX can be removed from the water surface with the help of different devices, e.g. a suitable pump

Remark: OILEX does not sink, even when contaminated – it does not absorb any water.